


Product data sheet

Side channel pump

Multi-stage ring-section pump



Description

- » Side channel pump
- » Multi-stage
- » Magnetic coupling with alloy C-4 or ceramic separating can
- » Mechanical seal cooled or non-cooled
- » Packing gland
- » Free-flying shaft, bearing support version or bracket pump
- » Self-priming
- » Suitable for the delivery of gas shares
- » Main dimensions in accordance with EN 734
- » Suitable for pumping of fluids with no abrasive impurities
- » Medium-specific designs, e.g. for acids, lyes, fuels, glycol, glycerine, hot water, oil, etc.

Markets and applications

Chemical and pharmaceutical industry

- » Condensate drainage

Energy technology

- » Feeding boilers in boiler systems and steam generators
- » Tank farms
- » Transportation of liquid gas
- » Tanker filling
- » Pumping of fuel in emergency power plants

Shipping

- » Freshwater transportation
- » Saltwater transportation
- » Compressor cooling with water/glycol mixtures

Get in touch with us!

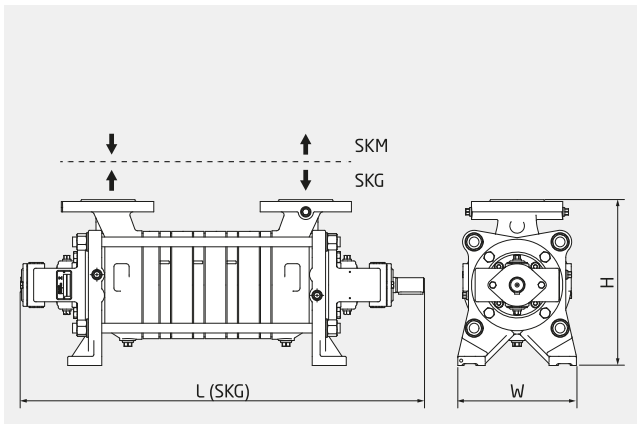
Speck Pumpen Walter Speck GmbH & Co. KG
Speck Pumpen Systemtechnik GmbH
Regensburger Ring 6-8
91154 Roth
Deutschland

Make a non-binding enquiry

info@speck.de

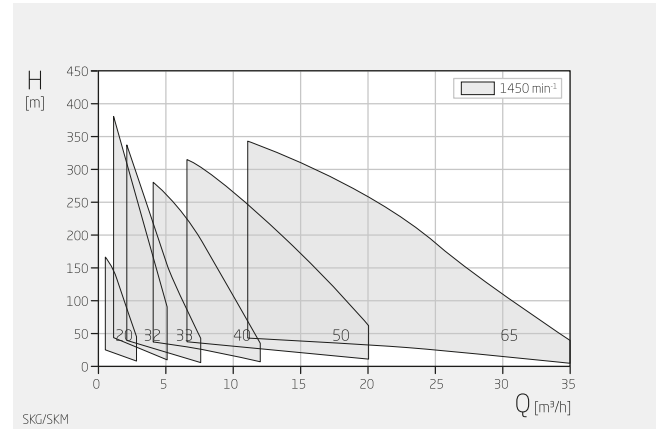
Technical data

International system of units, alternating current 50 Hz



H	200-360 mm
W	140-245 mm
L	434-1279 mm

Dimensions may vary depending on the design.

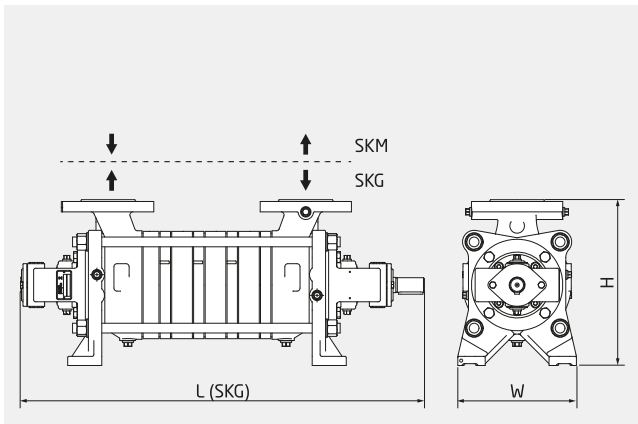


Specifications apply for water at 20°C and nominal speed.

Product type	Side channel pump
Shaft sealing/coupling	Mechanical seal or magnetic coupling
Pump design	Free-flying shaft or bracket pump
Typical media	Water max. +180 °C Oil min. -100 °C, max. +350 °C
Self-priming	Yes
Variable speed	Frequency-converter-compatible motor on request
Total head	5-340 m
Flow rate	0.4-35.0 m³/h
Nominal pressure	PN 40
Nominal motor speed	1450 rpm
Suction-side connection design	Flange in acc. with DIN EN 1092 Flange in acc. with DIN EN 1092, drilled in acc. with ANSI 150 lbs
Suction-side connection size	DN 20 - DN 65
Pressure-side connection design	Flange in acc. with DIN EN 1092 Flange in acc. with DIN EN 1092, drilled in acc. with ANSI 150 lbs
Pressure-side connection size	DN 20 - DN 65
Material designs	Stainless steel Bronze Spheroidal graphite cast iron
Explosion protection	None II 3G, II 3D II 2G, II 2D

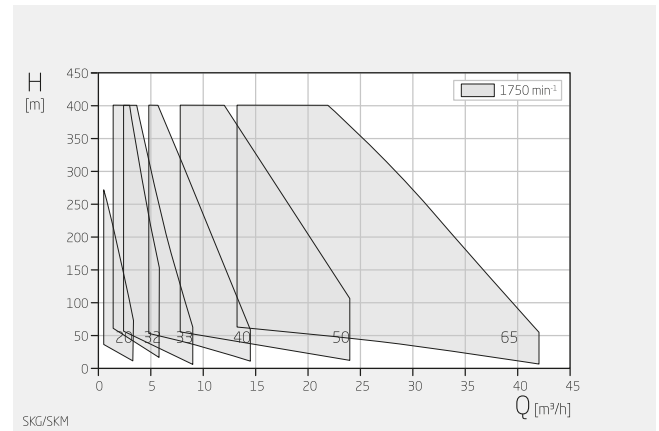
Technical data

International system of units, alternating current 60 Hz



H	200-360 mm
W	140-245 mm
L	434-1279 mm

Dimensions may vary depending on the design.

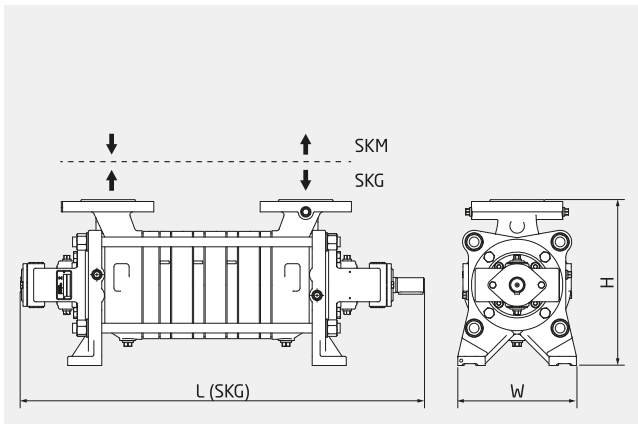


Specifications apply for water at 20°C and nominal speed.

Product type	Side channel pump
Shaft sealing/coupling	Mechanical seal or magnetic coupling
Pump design	Free-flying shaft or bracket pump
Typical media	Water max. +180 °C Oil min. -100 °C, max. +350 °C
Self-priming	Yes
Variable speed	Frequency-converter-compatible motor on request
Total head	10-400 m
Flow rate	0.5-42.0 m³/h
Nominal pressure	PN 40
Nominal motor speed	1750 rpm
Suction-side connection design	Flange in acc. with DIN EN 1092 Flange in acc. with DIN EN 1092, drilled in acc. with ANSI 150 lbs
Suction-side connection size	DN 20 - DN 65
Pressure-side connection design	Flange in acc. with DIN EN 1092 Flange in acc. with DIN EN 1092, drilled in acc. with ANSI 150 lbs
Pressure-side connection size	DN 20 - DN 65
Material designs	Stainless steel Bronze Spheroidal graphite cast iron
Explosion protection	None II 3G, II 3D II 2G, II 2D

Technical data

Anglo-American system of measurement, alternating current 60 Hz

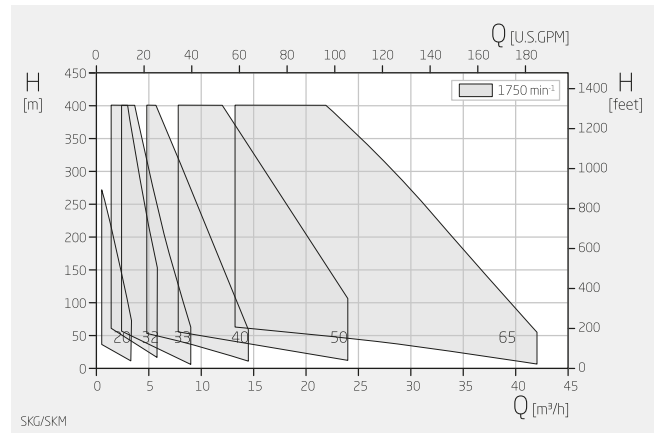


H 7,87-14,17 inch

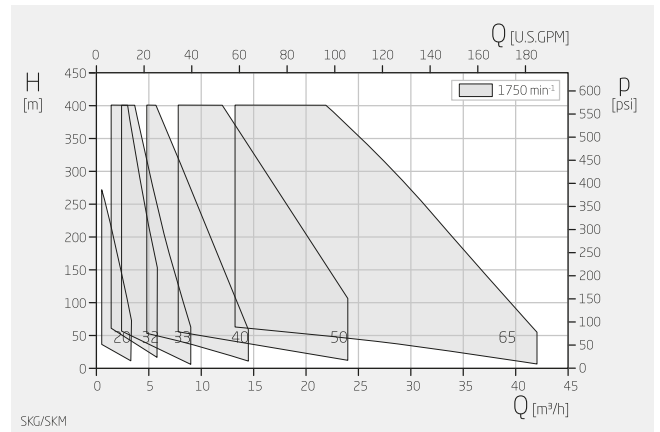
W 5,51-9,65 inch

L 17,09-50,35 inch

Dimensions may vary depending on the design.



Specifications apply for water at 68°F and nominal speed.



Specifications apply for water at 68°F and nominal speed.

Product type	Side channel pump
Shaft sealing/coupling	Mechanical seal or magnetic coupling
Pump design	Free-flying shaft or bracket pump
Typical media	Water max. +356 °F Oil min. -148 °F, max. +662 °F
Self-priming	Yes
Variable speed	Frequency-converter-compatible motor on request
Total head	33-1312 ft
Flow rate	2,2-184,9 USGPM
Nominal pressure	PN 40
Nominal motor speed	1750 rpm
Suction-side connection design	Flange in acc. with DIN EN 1092 Flange in acc. with DIN EN 1092, drilled in acc. with ANSI 150 lbs
Suction-side connection size	DN 20 - DN 65
Pressure-side connection design	Flange in acc. with DIN EN 1092 Flange in acc. with DIN EN 1092, drilled in acc. with ANSI 150 lbs
Pressure-side connection size	DN 20 - DN 65
Material designs	Stainless steel Bronze Spheroidal graphite cast iron
Explosion protection	None II 3G, II 3D II 2G, II 2D