


## Product data sheet

### Regenerative turbine pump

Bracket pump with magnetic coupling and speed-controlled synchronous motor



## Description

- » Regenerative turbine pump
- » Bracket pump
- » Magnetic coupling
- » Hermetically sealed
- » Operation with a frequency converter
- » Motor efficiency level better than IE4
- » Suitable for the delivery of gas shares

## Markets and applications

### Industrial cooling

- » Chillers/cooling machines
- » Cooling appliances
- » Semiconductor manufacturing
- » Industrial processes up to -100°C

### Plastics processing

- » Tool tempering for injection moulding

### Road and rail

- » Cooling of electrical and mechanical vehicle components, e.g. traction coolers, gearboxes and batteries

### Temperature control

- » Laboratory tempering devices
- » Hot-water tempering devices
- » Oil tempering devices
- » Roller tempering
- » Tool tempering for aluminium injection moulding
- » Tool tempering for plastic injection moulding
- » Semiconductor manufacturing

## Get in touch with us!

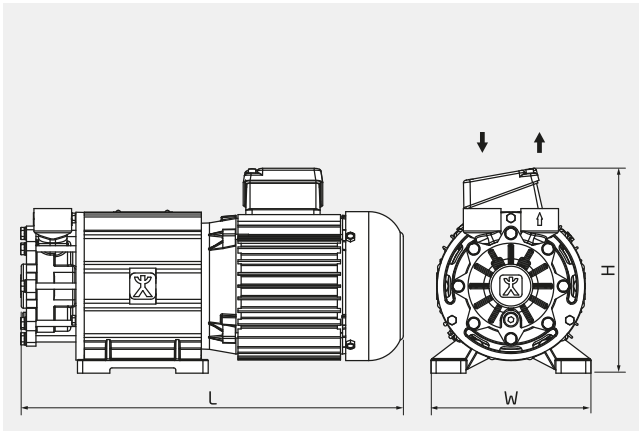
Speck Pumpen Systemtechnik GmbH  
 Regensburger Ring 6-8  
 91154 Roth  
 Deutschland

### Make a non-binding enquiry

info@speck.de

## Technical data

International system of units, alternating current

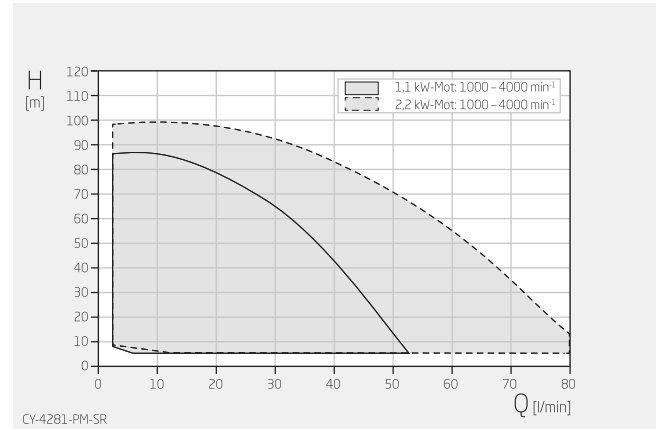


H 148-195 mm

W 138-158 mm

L 334-366 mm

Dimensions may vary depending on the design.

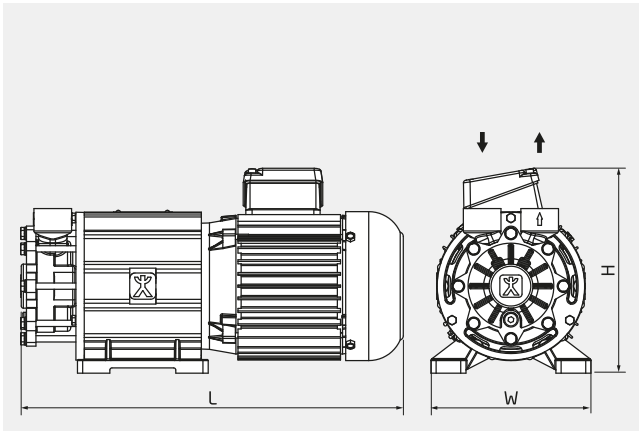


Specifications apply for water at 20°C  
Within the characteristic diagrams, each operating point is possible through parametrisation of the drive.

Product type	Regenerative turbine pump
Shaft sealing/coupling	None/magnetic coupling
Pump design	Bracket pump
Typical media	Water max. +230 °C Oil max. +350 °C Dielectric inert fluids min.-100 °C, max. +180 °C
Self-priming	No
Variable speed	Yes
Total head	5-98 m
Flow rate	2-80 l/min
Nominal pressure	PN 16 - PN 100
Motor current type	3~
Type of motor	Synchronous motor
Nominal motor power	1.1 - 2.2 kW
Nominal motor speed	1000 - 4000 rpm
Suction-side connection design	Thread: G, NPT, Rc/PT SAE
Suction-side connection size	G ¾", SAE ¾"
Pressure-side connection design	Thread: G, NPT, Rc/PT SAE
Pressure-side connection size	G ¾", SAE ¾"
Material designs	Stainless steel
Explosion protection	None

## Technical data

Anglo-American system of measurement, alternating current

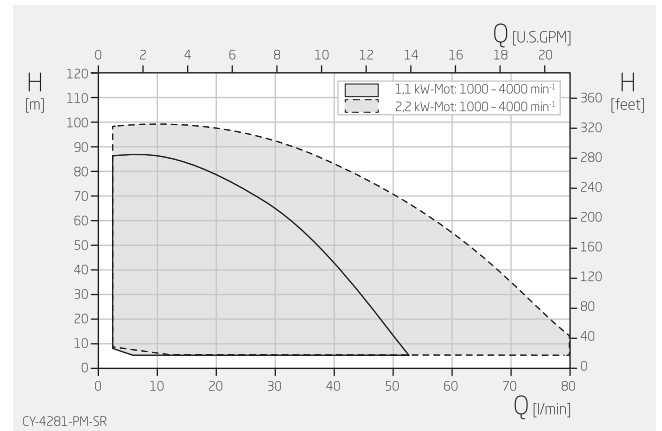


H 5,83-7,68 inch

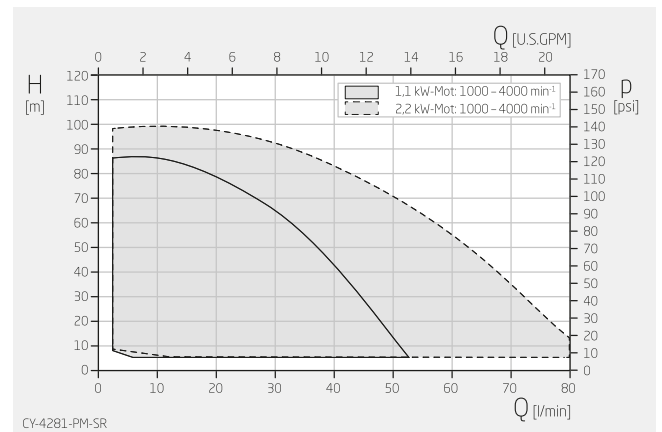
W 5,43-6,22 inch

L 13,15-14,41 inch

Dimensions may vary depending on the design.



Specifications apply for water at 68°F  
Within the characteristic diagrams, each operating point is possible through corresponding parametrisation of the drive.



Specifications apply for water at 68°F  
Within the characteristic diagrams, each operating point is possible through corresponding parametrisation of the drive.

Product type	Regenerative turbine pump
Shaft sealing/coupling	None/magnetic coupling
Pump design	Bracket pump
Typical media	Water max. +446 °F Oil max. +662 °F Dielectric inert fluids min.-148 °F, max. +356 °F
Self-priming	No
Variable speed	Yes
Total head	16-322 ft
Flow rate	0.5-21.1 USGPM
Nominal pressure	PN 16 - PN 100
Motor current type	3~
Type of motor	Synchronous motor
Nominal motor power	1.5 - 3.0 HP
Nominal motor speed	1000 - 4000 rpm
Suction-side connection design	Thread: G, NPT, Rc/PT SAE
Suction-side connection size	G ¾", SAE ¾"
Pressure-side connection design	Thread: G, NPT, Rc/PT SAE
Pressure-side connection size	G ¾", SAE ¾"

Material designs	Stainless steel
Explosion protection	None