


Product data sheet

Regenerative turbine pump

Bracket pump with magnetic coupling and speed-controlled synchronous motor



Description

- » Regenerative turbine pump
- » Bracket pump
- » Magnetic coupling
- » Hermetically sealed
- » Operation with a frequency converter
- » Motor efficiency level better than IE4
- » Suitable for the delivery of gas shares

Markets and applications

Industrial cooling

- » Chillers/cooling machines
- » Cooling appliances
- » Semiconductor manufacturing
- » Industrial processes up to -100°C

Plastics processing

- » Tool tempering for injection moulding

Road and rail

- » Cooling of electrical and mechanical vehicle components, e.g. traction coolers, gearboxes and batteries

Temperature control

- » Laboratory tempering devices
- » Hot-water tempering devices
- » Oil tempering devices
- » Roller tempering
- » Tool tempering for aluminium injection moulding
- » Tool tempering for plastic injection moulding
- » Semiconductor manufacturing

Get in touch with us!

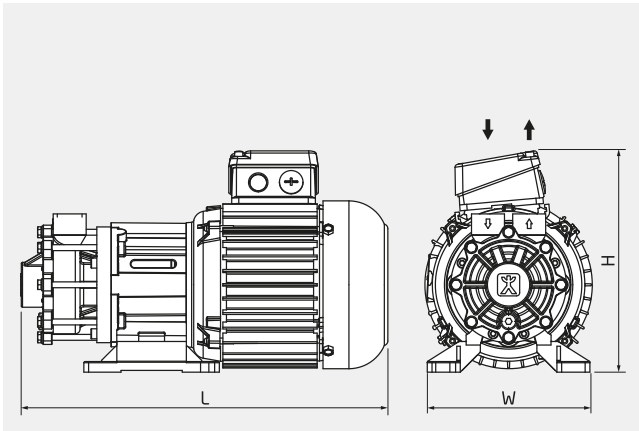
Speck Pumpen Systemtechnik GmbH
Regensburger Ring 6-8
91154 Roth
Deutschland

Make a non-binding enquiry

info@speck.de

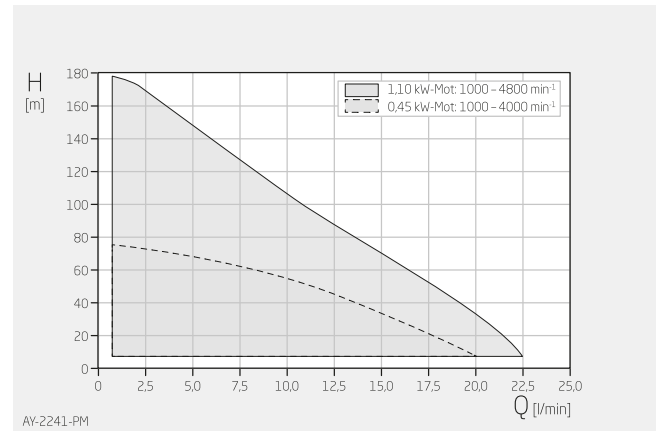
Technical data

International system of units, alternating current



H	252 mm
W	120-138 mm
L	308-325 mm

Dimensions may vary depending on the design.

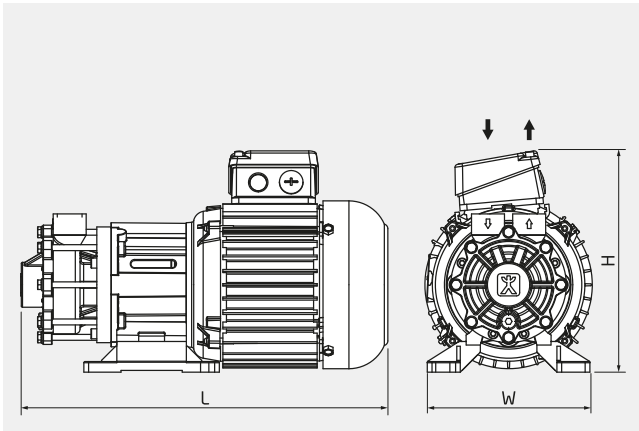


Specifications apply for water at 20°C
 Within the displayed characteristic diagrams, each operating point is possible through corresponding parametrisation of the drive.

Product type	Regenerative turbine pump
Shaft sealing/coupling	None/magnetic coupling
Pump design	Bracket pump
Typical media	Water max. +160 °C, on request max. +230 °C Oil max. +350 °C Dielectric inert fluids min. -100 °C, max. +180 °C
Self-priming	No
Variable speed	Yes
Total head	7-180 m
Flow rate	1-23 l/min
Nominal pressure	PN 16 - PN 50
Motor current type	3~
Type of motor	Synchronous motor
Nominal motor power	0.45 - 1.1 kW
Nominal motor speed	1000 - 4800 rpm
Suction-side connection design	Thread: G, NPT, Rc/PT SAE
Suction-side connection size	G ½", SAE ½"
Pressure-side connection design	Thread: G, NPT, Rc/PT
Pressure-side connection size	G ½", SAE ½"
Material designs	Stainless steel
Explosion protection	None

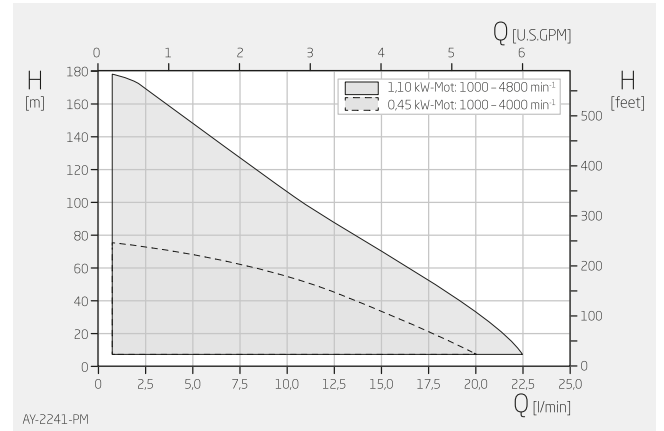
Technical data

Anglo-American system of measurement, alternating current

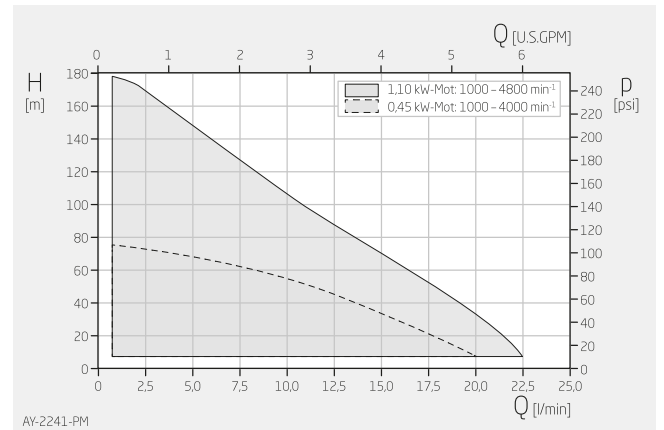


H	9,92 inch
W	4,72-5,43 inch
L	12,13-12,80 inch

Dimensions may vary depending on the design.



Specifications apply for water at 68 °F
 Within the displayed characteristic diagrams, each operating point is possible through corresponding parametrisation of the drive.



Specifications apply for water at 68 °F
 Within the characteristic diagrams, each operating point is possible through corresponding parametrisation of the drive.

Product type	Regenerative turbine pump
Shaft sealing/coupling	None/magnetic coupling
Pump design	Bracket pump
Typical media	Water max. +320 °F, on request max. +446 °F Oil max. +662 °F Dielectric inert fluids min. -148 °F, max. +356 °F
Self-priming	No
Variable speed	Yes
Total head	23-591 ft
Flow rate	0.3-6.1 USGPM
Nominal pressure	PN 16 - PN 50
Motor current type	3~
Type of motor	Synchronous motor
Nominal motor power	0.6 - 1.5 HP
Nominal motor speed	1000 - 4800 rpm
Suction-side connection design	Thread: G, NPT, Rc/PT SAE
Suction-side connection size	G ½", SAE ½"
Pressure-side connection design	Thread: G, NPT, Rc/PT
Pressure-side connection size	G ½", SAE ½"
Material designs	Stainless steel

Explosion protection

None
